

Sink Leonardo Gun Metal 1B 33" – UM

Kitchen Sinks

Code: 1014 666

PVD Gun Metal
AISI 304 Stainless steel
Satin finish
Undermount
x cross bending for easy water draining



DETAILS

Series	Leonardo
Coloring	Gun Metal
Finish	Satin finish
Finish	PVD
Material	AISI 304 stainless steel
Thickness	16 Gauge (1.5 mm)
Inset type	Undermount
Overall dimensions	32 ⁵ / ₈ " x 19 ⁵ / ₁₆ "

Bowls dimensions	1 bowl 31 ^{1/8"} x 15 ^{3/4"}
Bowls depth	10 "
Cut out	31 ^{1/8"} x 17 ^{13/16"}
Waste fitting type	3 ^{1/2"} - with stainless steel basket
Bowls bottom	X cross bending for easy water draining
Underside	Protected with heavy duty undercoating
Fixing system	Undermount fixing kit (brass insert and clips)

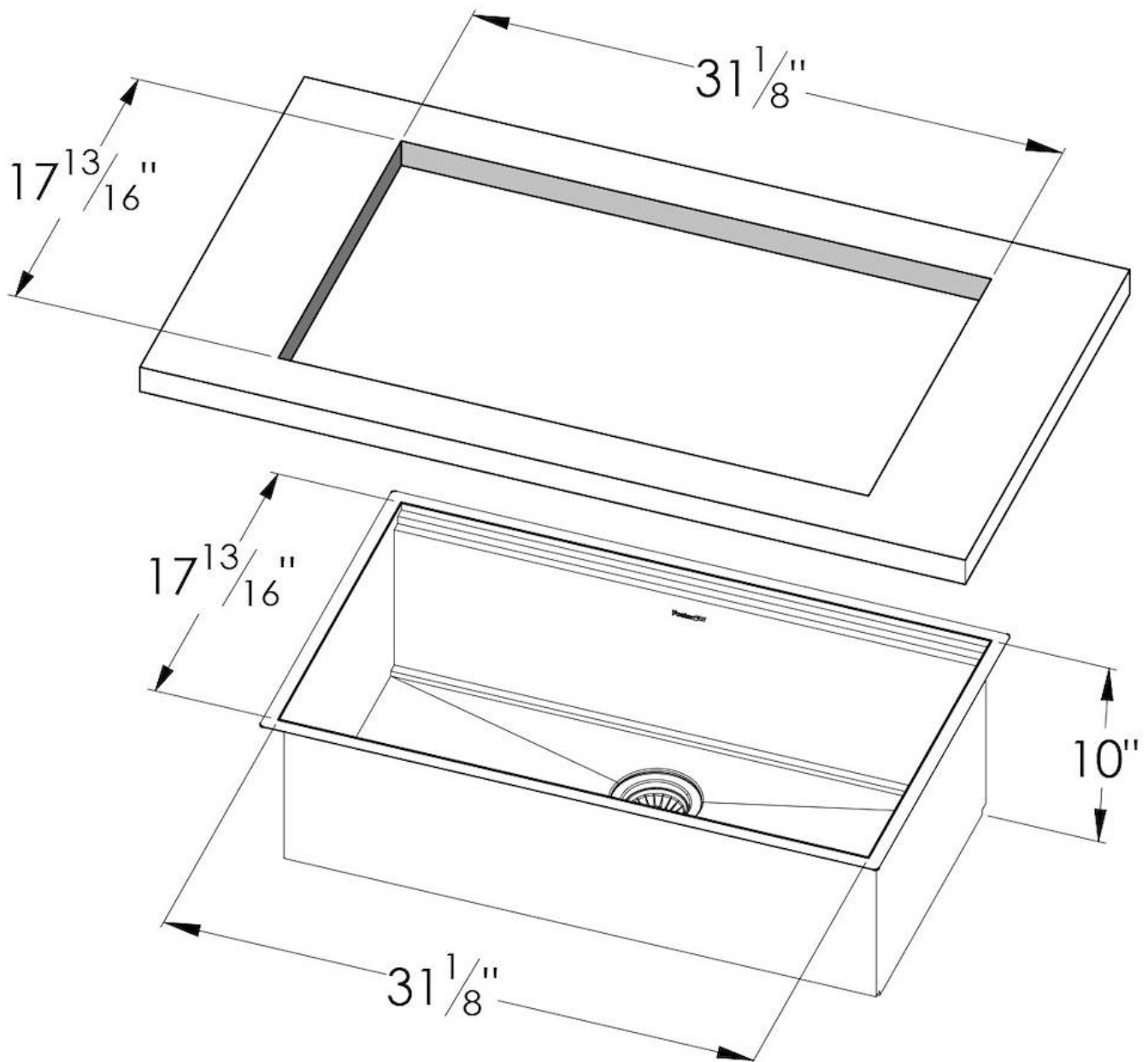
FEATURES

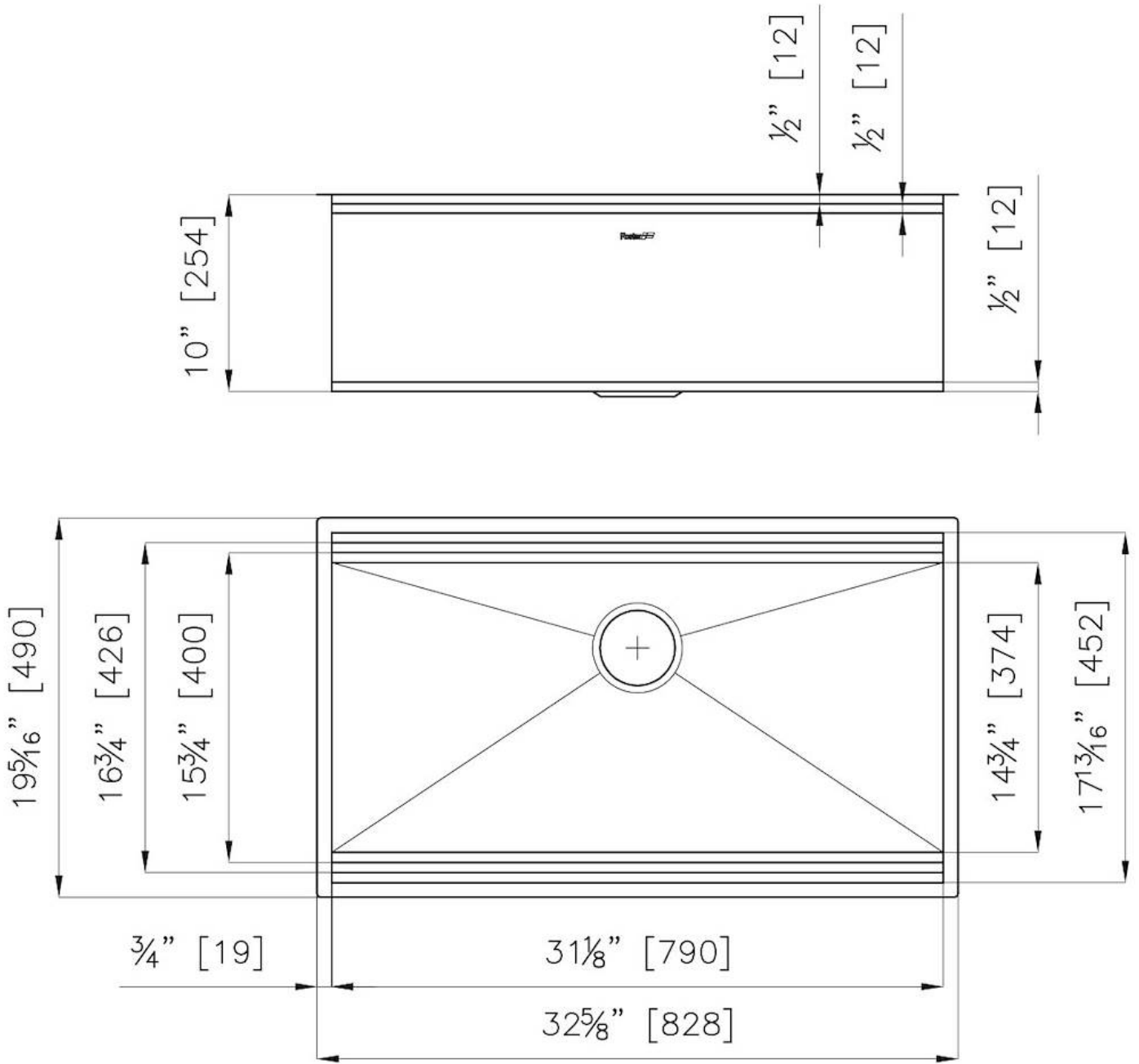
GUN METAL	The Gun Metal finish is obtained by treating steel with a physical process called PVD (Physical Vacuum Deposition) which deposits particles of noble metals on the surface. The result is a unique and refined aesthetic effect, and an improvement of the mechanical properties of the steel which is more resistant to impact and scratches.
Diamond-shape bottom	The draining of water is an important feature in a sink, and it's always taken good care of in Foster products. In the bent-welded sinks, which would have a flat bottom, the proper draining is guaranteed by the elegant beveling, which helps the water flow.
High thickness	1.5 mm thick steel. A significant thickness, which guarantees the maximum sturdiness and durability.
Basket 3,5" waste fitting	The drain is equipped with a large 3.5" drain, with the practical basket cap that prevents the discharge of solid parts.

Triple recess - sliding accessories

The Foster Milano sink has an ingenious design that makes it simple to use a large set of optional accessories. On the topmost supporting step, the innovative Black grids slide, creating a large and practical surface to rinse food and crockery. The second step is meant to support and allow the sliding of a complete combination of accessories, which make some operations practical and safe: rinse, drain, slice, grate... everything can be done inside the sink. The third supporting step is on the bottom of the bowl. On this step one can rest the Black grids, making it possible to rinse foodstuffs without their coming in contact with the bottom of the sink, which may be dirty.

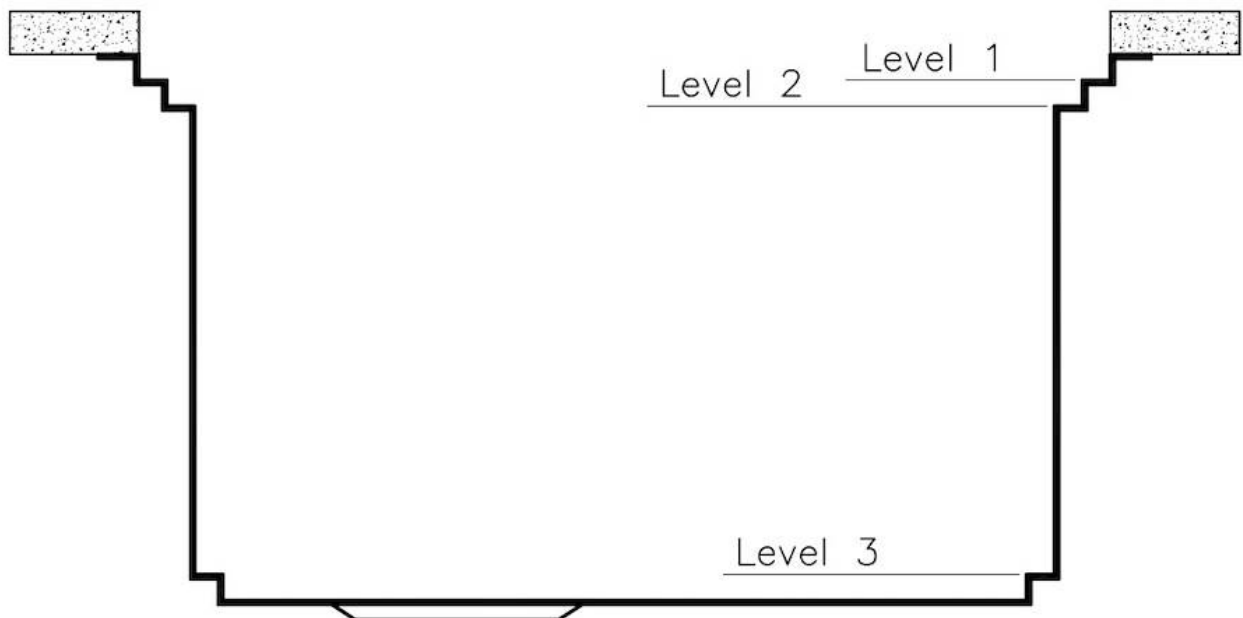
TECHNICAL DATA





Leonardo Optional accessories

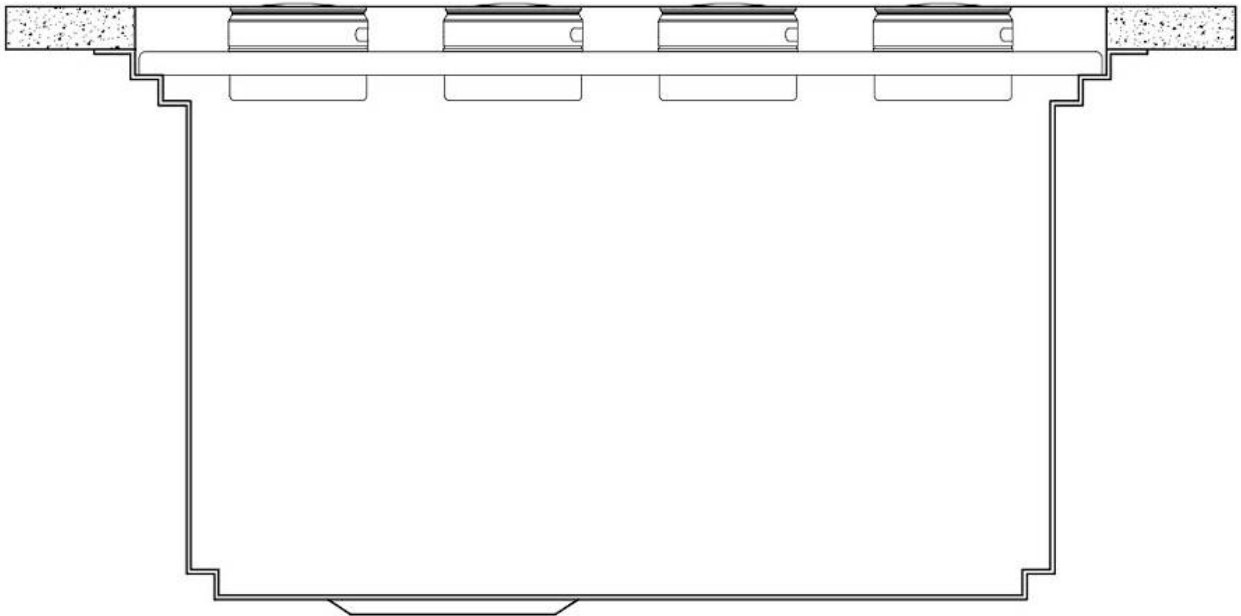
The "rails" system makes it possible to use a combination of numerous accessories. Grids, chopping boards, utensils' ranging system, bowls and containers of different dimensions can be alternated in the workspace with a simple gesture, and can easily be stacked, in order to be on hand at all times.



Leonardo Level 1

Compatible accessories:

8100 600
8100 601
8100 620
8100 621
8100 622
8642 000



Leonardo Level 2

Compatible accessories:

8153 100

8631 300

8644 101

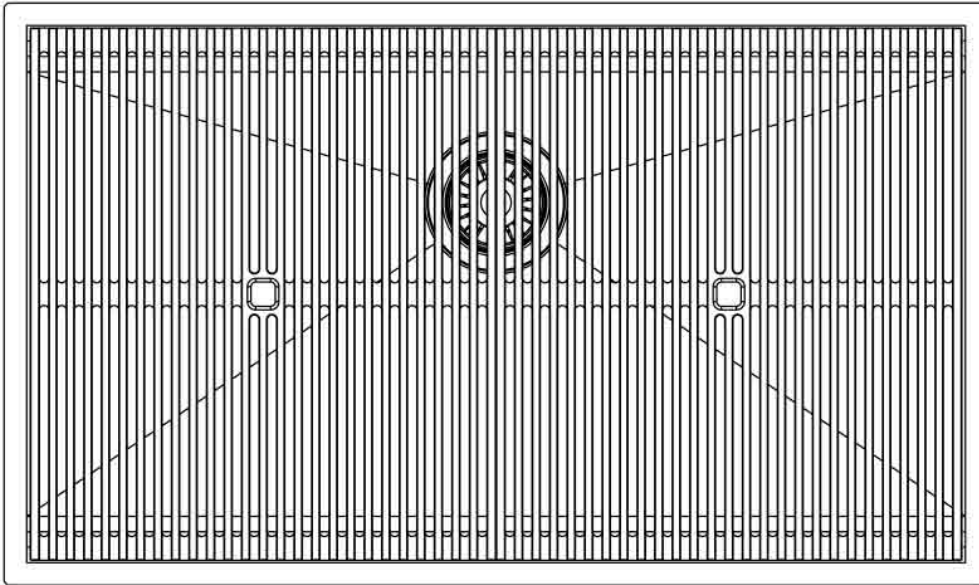


Leonardo Level 3

Compatible accessories:

8100 600



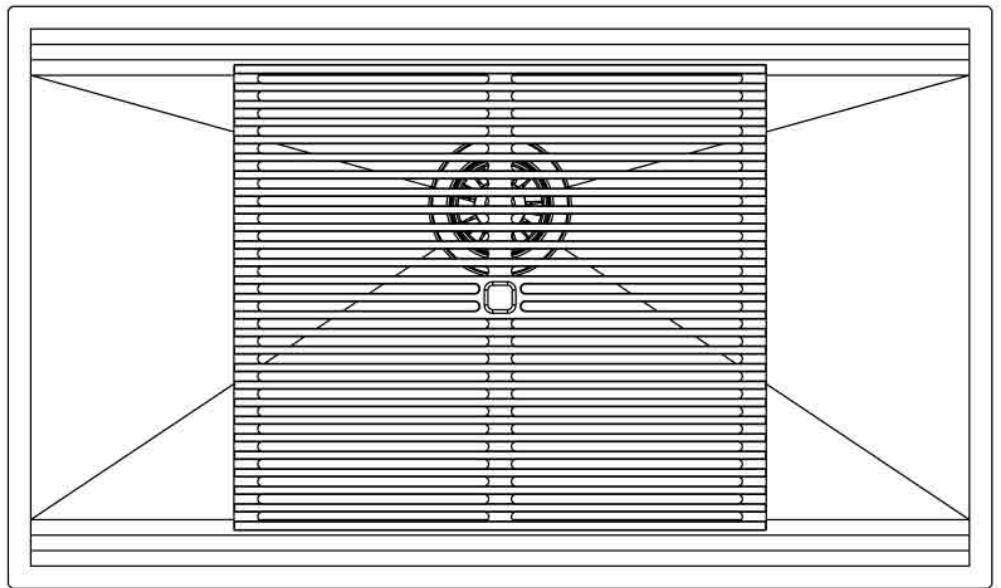


Edge
positioning

8100 600

8100 600

8100 600



Bottom
positioning

GALLERY



OPTIONAL ACCESSORIES



3 Bottles-holder set



3 Bowls set



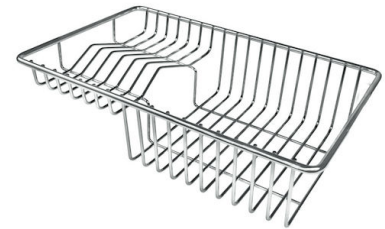
4 Spices-holder set



Grating kit complete with ring support and food collection tray



Leonardo Black grid



Stainless Steel dishes holder



Stainless steel perforated pan



Waste disposer throat PVD Gun Metal



White bowl



Twin Chopping Board



Chopping Board



Black Grid



Chopping Board


WARNING:

The accessories 8159101, 8100303, 8151000 are only usable in combination with 8644101

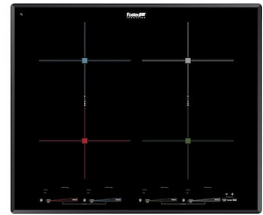
RECOMMENDED PAIRINGS



Faucet Capri Gun Metal



Milano Cooktop Gun Metal 6
burnes



Milano Induction Cooktop 4 Plate