



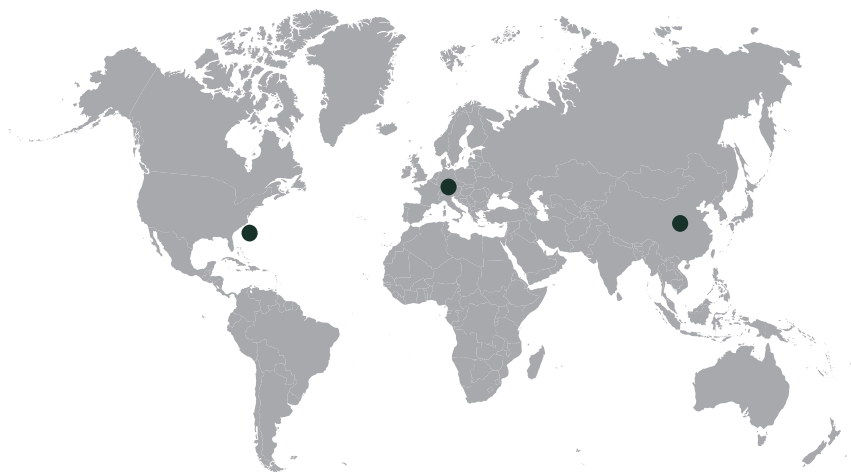
2021

WASHING SOLUTIONS



Foster	4
Sinks	18
Range	80
Faucets	84
Stainless steel worktops	94
Complements	100
Codes	106
Contacts	112





Founded in 1973, Foster is an Italian company that operates worldwide. It is an integrated organization, with four highly specialized manufacturing plants, operating on different products and processes.

Foster operates in 50 countries through a network of selected partners. It stays close to its customers with quality, efficiency and courteous service. Anytime, anywhere, with a competent sales and technical team and a comprehensive after-sales service.

The multilanguage website is updated daily, because we believe it is not just a tool, but a window on the world.



MADE IN ITALY

Foster's headquarters is in the historic "Terranova palace" in Brescello, a small village known for movies starring Don Camillo and Peppone. Brescello is a symbol of the countryside of northern Italy.

We breathe passion for beautiful things, respect for the environment that surrounds us, and a love for quality, hence our commitment to excellent service to meet the demands of a market increasingly sensitive to technological development and environmental protection. Terranova palace is not just a building, it is the expression of Foster's love for art. In 1988, after the renovations to the former 17th century Franciscan convent, Foster established its headquarters here.

The restoration renovated the splendor to the prestigious frescoes and unearths ancient historical artifacts. The Terranova palace is a cultural heritage that the company wants to give back to the community in all its history, beauty and magnificence. Foster was among the first Italian companies to join projects for environmental preservation and protection, and the building is now under the protection of the "Monuments and Fine Art Office".



QUALITY IN EVERYDAY LIFE

Research, style and beauty, all in one stroke: the Foster brand. The desire to find new solutions to improve the experience and enjoyment of one's kitchen is what drives our research, and the source of our satisfaction. We have reached important goals in developing household appliances, and with the same enthusiasm we share and develop ideas with the most important kitchen manufacturers in Italy and worldwide. Besides using advanced production technologies, Foster pays handcrafted attention to detail: every standard product is custom-made. This is the Foster philosophy: excellence in quality standards, great manufacturing craftsmanship, ever innovative solutions interpreted with our signature style and taste.



Designers of the most renowned kitchens and starred Chefs are the first stakeholders and the best consultants of all our projects, where aesthetics and functionality merge together in a perfect blend. A natural process that begins from a cooking technique is accomplished through the kitchen design.

Design and food. Beauty and passion. These are the cornerstones of our culture, which Foster incorporates and interprets with a strong Italian spirit.



OUR MISSION

Since the beginning, we have created solutions for kitchen environments according to our criteria: high performance with attention to energy efficiency, ease of use enhanced by our design research, and advanced technology as a result of our vast experience.

This is the Foster philosophy, which has inspired each of our products for the last 40 years. A value recognizable today in every product of our range.

AISI 304 STAINLESS STEEL

Foster AISI 304 steel is an austenitic, non-magnetic stainless steel composed of a high Chromium and Nickel content that provides superior strength and durability. AISI 304 steel is also known as 18-10 stainless steel (18% Chromium 10% Nickel). Foster has always performed strict quality control on all stainless steels in every process. This attention to detail, typical of artisan's, has always distinguished Foster products. The thickness of the steel chosen by Foster allows to obtain products that are more solid, resistant and extremely long-lasting.

Foster steels are treated with special vegetable fiber brushes that give the characteristic texture of Foster's steel. This particular process allows to obtain an extra fine surface, impossible to obtain with the classic metal brushes and much easier to clean.



Brushed finish



Vintage finish



PVD COLLECTIONS

The PVD finish endows stainless steel with elegant and sophisticated colorations. They are obtained through a physical – not chemical – process granting a higher resistance than any other treatment:

- Exceptional superficial hardness
- Resistance against wear and abrasion
- Resistance against corrosion, solvents, detergents and high acidity food
- Unalterable by UV rays
- Extra-low ecological impact



A dark, charcoal-colored rectangular panel with a fine, horizontal brushed metal texture.

GUN METAL

Steel in a dark suit. Elegant, quiet, and technological.
Perfect to celebrate the Foster design

A rectangular panel with a warm, golden-yellow brushed metal texture.

GOLD

Noble and with character. Gold becomes light and refined.
A perfect match even in a minimal context

A rectangular panel with a rich, reddish-brown brushed metal texture.

COPPER

A warm old-time tinge. It gives steel a new appeal and personality,
in whatever pairing



SINKS

Foster is one of the few companies worldwide that manufactures both sinks and hobs, allowing us to offer a perfect match in shape and design between the cooker hob and the sink; for kitchens in which every detail counts.



DIAMOND SHAPED BOTTOM

The water drainage on the base of the sink is a minimalist, but original design with perfectly squared and a diamond shaped bottom that allows perfect flow of water.



UNDERMOUNT

The classy and contemporary way to install a sink, proposed here in a wide range of different models and designs.

UM 



FAUCETS

Foster offers a varied collection of faucets, including models made in stainless steel, that guarantee a perfect resistance to corrosion, maximum hygiene, safety, and give an value to the wide range of sinks.



ACCESSORIES

The functionality is a key element for Foster. Each sink is accompanied by a series of practical and elegant accessories that transform the sink into a functional working center.




HAPPYHOUR | p.24



LEONARDO | p.34



CANOVA | p.44



PHANTOM BASE | p.52



ARMORED | p.60



MICHELANGELO | p.68



KE | p.74



RANGETOP | p.78

HAPPYHOUR

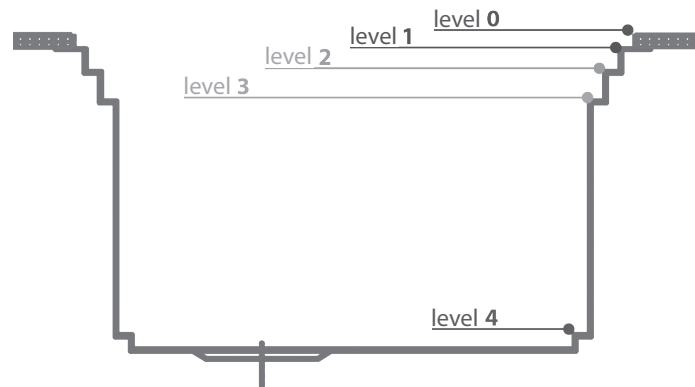























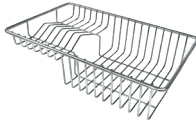
The functional centre HappyHour moves the definition of sink towards new horizons. HappyHour is the perfect stage for your convivial moments with family and friends. Thanks to its large kit of accessories,

it is the veritable protagonist of your parties, aperitifs or finger-food dinners, and at the same time the perfect workstation for a real chef, able to appear and disappear at will under its multi-layered accessories' concept.



Optional accessories. The “rails” system makes it possible use a combination of numerous accessories. Grids, chopping boards, utensils’ ranging systems, bowls and containers of different dimensions can be alternated in the workspace with a simple gesture, and can easily be stacked, in order to be on hand at all times.



 <p>M8 8200 002 Bamboo chopping board</p> <p>LEVEL 0 - LEVEL 3</p>	 <p>P3 8100 600 Black grid Milano</p> <p>LEVEL 2 - LEVEL 4</p>		
 <p>M9 8200 601 Kit bowl with bamboo support</p> <p>LEVEL 0 - LEVEL 3</p>	 <p>B5 8100 625 Kit spices' holders</p> <p>LEVEL 1</p>	 <p>B8 8100 626 Kit bottles, cutlery-holders</p> <p>LEVEL 1</p>	 <p>N5 8100 627 Kit support frame, with HDPE board</p> <p>LEVEL 1</p>
 <p>B0 8100 620 Kit spices' holders</p> <p>LEVEL 2</p>	 <p>B1 8100 621 Kit bottles, cutlery-holders</p> <p>LEVEL 2</p>	 <p>B2 8100 622 Kit of 3 steel bowls</p> <p>LEVEL 2</p>	 <p>N6 8100 628 Kit multi-bowl</p> <p>LEVEL 2</p>
 <p>M6 8624 000 Nut wood chopping board</p> <p>LEVEL 2</p>	 <p>C2 8100 623 Kit of 2 steel bowls</p> <p>LEVEL 3</p>	 <p>B7 8100 624 Kit of 3 steel bowls</p> <p>LEVEL 3</p>	 <p>T0 1778 000 Steel tray</p> <p>Only to be matched with 8200 601</p>
 <p>C0 8100 030 Knives-holder</p> <p>Only to be matched with 8200 621 - 8100 626</p>	 <p>Z2 8151 000* St. steel perforated pan</p> <p>Only to be matched with 8100 627</p>	 <p>P2 8159 101* Grating kit with ring support</p> <p>Only to be matched with 8100 627</p>	 <p>T2 8100 303* St. steel dishes holder</p> <p>Only to be matched with 8100 627</p>

*Only to be matched with 8100 627

**HappyHour sink
1050 950**

AISI 304 Stainless steel - Satin finish

Thickness: 16 Gauge

Inset: Undermount

Dimensions: 57" x 19 13/16"

Bowl: 55" x 17 13/16"

Cut out: 55" x 18 3/4"

Waste fitting: 3 1/2" Stainless steel basket



**HappyHour sink
1049 950**

AISI 304 Stainless steel - Satin finish

Thickness: 16 Gauge

Inset: Undermount

Dimensions: 48 5/8" x 19 13/16"

Bowl: 46 5/8" x 17 13/16"


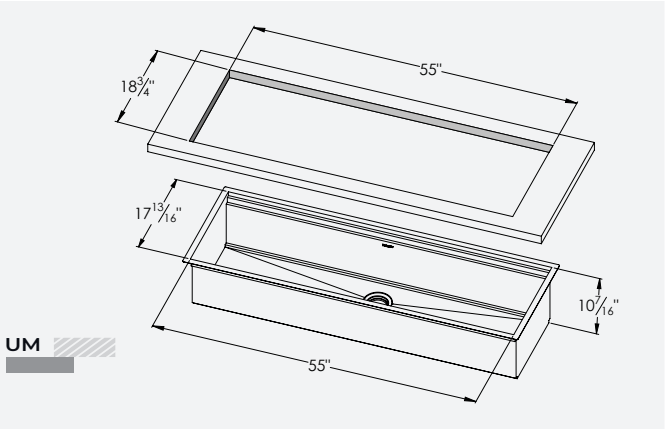
Cut out: 46 5/8" x 18 3/4"

Waste fitting: 3 1/2" Stainless steel basket

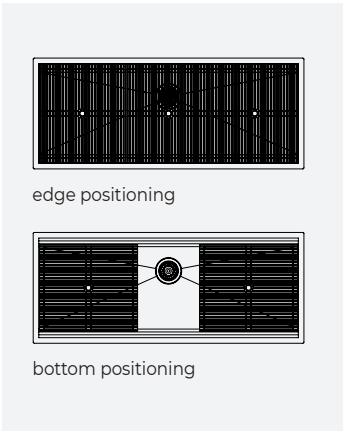
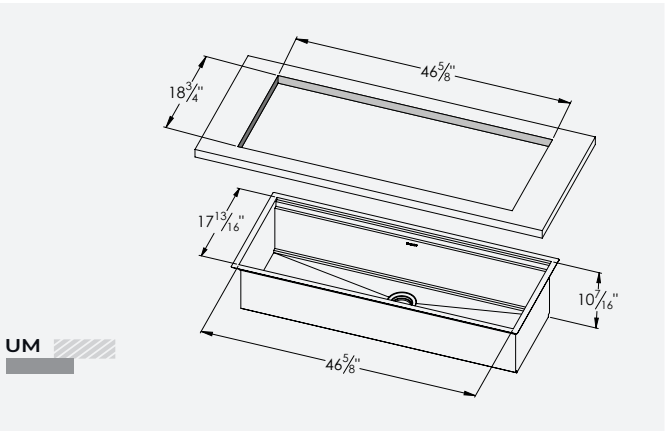


BLACK GRIDS CONFIGURATIONS

ACCESSORIES



B0	B1	B2	B5	B7	B8
C0	C2	M6	M8	M9	N5
N6	P2	P3	T0	T2	Z2



B0	B1	B2	B5	B7	B8
C0	C2	M6	M8	M9	N5
N6	P2	P3	T0	T2	Z2

**HappyHour sink | Gun Metal
1049 956**

AISI 304 Stainless steel - PVD Gun Metal finish
Thickness: 16 Gauge
Inset: Undermount
Dimensions: 48 5/8" x 19 13/16"
Bowl: 46 5/8" x 17 13/16"
Cut out: 46 5/8" x 18 3/4"
Waste fitting: 3 1/2" Stainless steel PVD basket




**HappyHour sink | Gold
1049 959**

AISI 304 Stainless steel - PVD Gold finish
Thickness: 16 Gauge
Inset: Undermount
Dimensions: 48 5/8" x 19 13/16"
Bowl: 46 5/8" x 17 13/16"
Cut out: 46 5/8" x 18 3/4"
Waste fitting: 3 1/2" Stainless steel PVD basket

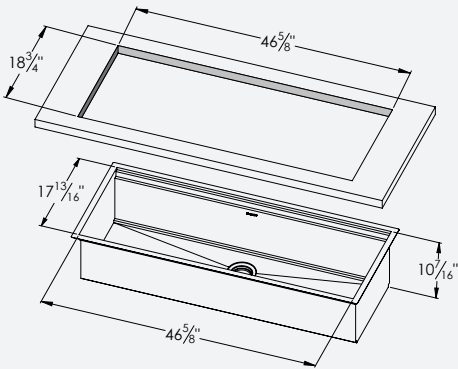


**HappyHour sink | Copper
1049 958**

AISI 304 Stainless steel - PVD Copper finish
Thickness: 16 Gauge
Inset: Undermount
Dimensions: 48 5/8" x 19 13/16"
Bowl: 46 5/8" x 17 13/16"
Cut out: 46 5/8" x 18 3/4"
Waste fitting: 3 1/2" Stainless steel PVD basket




UM

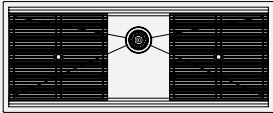


BLACK GRIDS CONFIGURATIONS

ACCESSORIES



edge positioning



bottom positioning

B0	B1	B2	B5	B7	B8
C0	C2	M6	M8	M9	N5
N6	P2	P3	T0	T2	Z2

Foster

LEONARDO





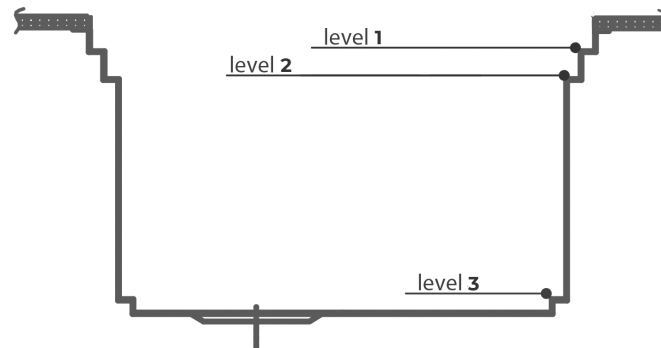
THREE INGENUOUS STEPS

The Leonardo sink has an ingenious design that makes it simple to use a large set of optional accessories. Thanks to the three supporting steps, the accessories rest on different levels. The accessories are designed to slide over two independent rails on the top of the sink, or to rest over the bottom thanks to one-centimeter-level; this system prevents food from touching the bottom of the sink.



FUNCTIONAL DESIGN

The new black grids make a strong statement of design and functionality. They are made of a new, completely natural material, whose sober elegance perfectly complements the professional character of the Leonardo sinks. They are also hygienic, very light, resistant, easy to clean, and 100% ecological. It is a choice of environmental awareness and respect for nature.



On the first supporting step, the top-most one, the innovative Black grids slide, creating a large and practical surface to rinse food and crockery. Once the preparations are complete, the grids can be used to completely close the sink, hiding the bowls and ensuring a perfect order in the kitchen.

The second supporting step is meant to support and allow the sliding of a complete combination of accessories, which make some operation practical and safe: rinse, drain, slice, grate...

On the third step rest the Black grids when placed on the bottom of the bowl, making it possible to rinse foodstuffs without their coming in contact with the bottom of the sink, which may be dirty. They can also support pots and dishes, preventing the scratching of the steel surface of the sink underneath.



B0 8100 620
4 spice holder set

LEVEL 1



B1 8100 621
3 bottle holder set

LEVEL 1



B2 8100 622
3 s. steel container holder set

LEVEL 1



M6 8642 000
Walnut chopping board

LEVEL 1



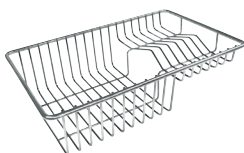
P3 8100 600
Milano black grid

LEVEL 1 - 3



P4 8100 601
Milano black grid

LEVEL 1



T2 8100 303*
Stainless steel dishes holder



Z2 8151 000*
Stainless steel colander



O2 8153 100
White bowl

LEVEL 2



L4 8631 300
Glass chopping board

LEVEL 2



N3 8644 101
Twin HDPE chopping board

LEVEL 2




P2 8159 101*
grating kit complete with ring support and food collection tray

*Only to be matched with 8644 101


Leonardo sink 1015 660

AISI 304 Stainless steel - Satin finish
Thickness: 16 Gauge
Inset: Undermount
Dimensions: 39 5/8" x 19 5/16"
Bowl: 38 1/8" x 15 3/4"
Cut out: 38 1/8" x 17 13/16"
Waste fitting: 3 1/2" - with stainless steel basket



Leonardo sink 1016 660

AISI 304 Stainless steel - Satin finish
Thickness: 16 Gauge
Inset: Undermount
Dimensions: 39 5/8" x 19 5/16"
Bowl: 38 1/8" x 15 3/4"
Cut out: 38 1/8" x 17 13/16"
Waste fitting: 3 1/2" - with stainless steel basket




Leonardo sink 1017 660

AISI 304 Stainless steel - Satin finish
Thickness: 16 Gauge
Inset: Undermount
Dimensions: 37 1/2" x 19 5/16"
Bowl: 36" x 15 3/4"
Cut out: 36" x 17 13/16"
Waste fitting: 3 1/2" - with stainless steel basket



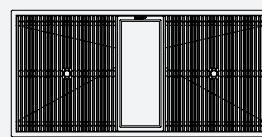
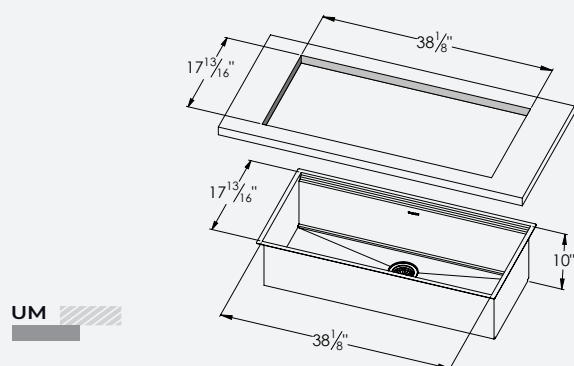
Leonardo sink 1021 660

AISI 304 Stainless steel - Satin finish
Thickness: 16 Gauge
Inset: Undermount
Dimensions: 31 1/2" x 19 5/16"
Bowl: 30" x 15 3/4"
Cut out: 30" x 17 13/16"
Waste fitting: 3 1/2" - with stainless steel basket

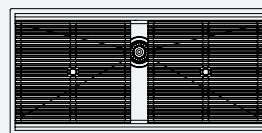


BLACK GRIDS CONFIGURATIONS

ACCESSORIES

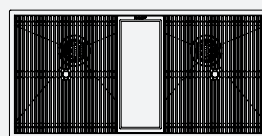
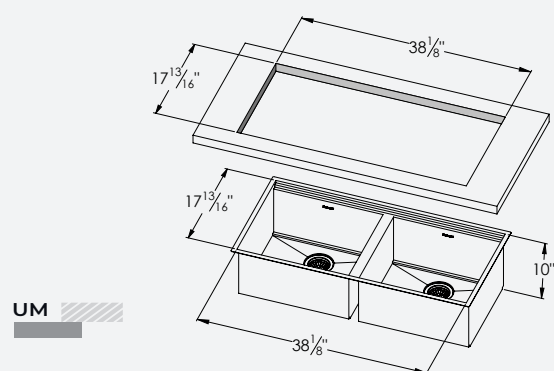


edge positioning P3 | M6 | P3

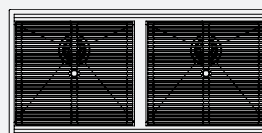


bottom positioning

B0	B1	B2	B5	B7	B8
L3	M6	N3	O2	P2	P3
T2	Z2				


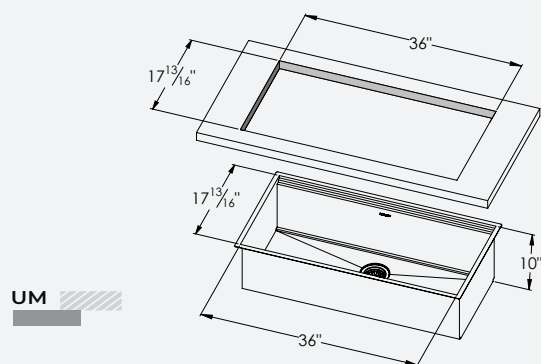


edge positioning P3 | M6 | P3

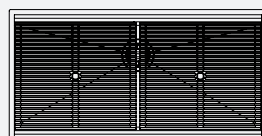


bottom positioning

B0	B1	B2	B5	B7	B8
L3	M6	N3	O2	P2	P3
T2	Z2				

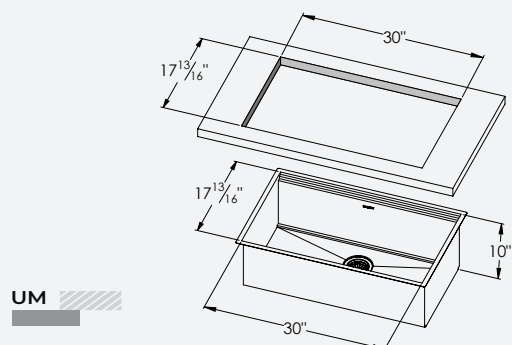


edge positioning P3 | P3 | B0



bottom positioning

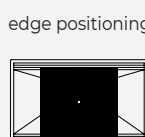
B0	B1	B2	B5	B7	B8
L3	M6	N3	O2	P2	P3
T2	Z2				



P3 | P4



M6 | P3 | M6



bottom positioning

B0	B1	B2	B5	B7	B8
L3	M6	N3	O2	P2	P3
P4	T2	Z2			

**Leonardo sink
1014 660**

AISI 304 Stainless steel - Satin finish
Thickness: 16 Gauge
Inset: Undermount
Dimensions: 32 5/8" x 19 5/16"
Bowl: 31 1/8" x 15 3/4"
Cut out: 31 1/8" x 17 13/16"
Waste fitting: 3 1/2" - with stainless steel basket




**Leonardo sink | Gun Metal
1014 666**

AISI 304 Stainless steel - PVD Gun Metal finish
Thickness: 16 Gauge
Inset: Undermount
Dimensions: 32 5/8" x 19 5/16"
Bowl: 31 1/8" x 15 3/4"
Cut out: 31 1/8" x 17 13/16"
Waste fitting: 3 1/2" - with stainless steel PVD basket




**Leonardo sink | Gold
1014 669**

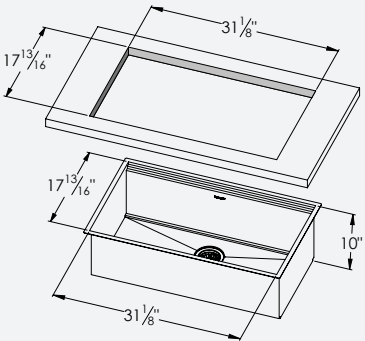
AISI 304 Stainless steel - PVD Gold finish
Thickness: 16 Gauge
Inset: Undermount
Dimensions: 32 5/8" x 19 5/16"
Bowl: 31 1/8" x 15 3/4"
Cut out: 31 1/8" x 17 13/16"
Waste fitting: 3 1/2" - with stainless steel PVD basket



**Leonardo sink | Copper
1014 668**

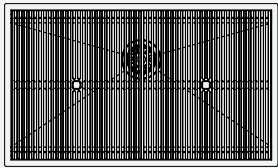
AISI 304 Stainless steel - PVD Copper finish
Thickness: 16 Gauge
Inset: Undermount
Dimensions: 32 5/8" x 19 5/16"
Bowl: 31 1/8" x 15 3/4"
Cut out: 31 1/8" x 17 13/16"
Waste fitting: 3 1/2" - with stainless steel PVD basket





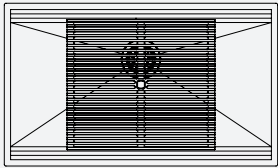
BLACK GRIDS CONFIGURATIONS

ACCESSORIES



edge positioning

P3 | P3



bottom positioning

B0	B1	B2	B5	B7	B8
L3	M6	N3	O2	P2	P3
T2	Z2				

Leonardo sink 1013 660

AISI 304 Stainless steel - Satin finish
Thickness: 16 Gauge
Inset: Undermount
Dimensions: 19 $\frac{11}{16}$ " x 19 $\frac{5}{16}$ "
Bowl: 18 $\frac{3}{16}$ " x 15 $\frac{3}{4}$ "
Cut out: 18 $\frac{3}{16}$ " x 17 $\frac{13}{16}$ "
Waste fitting: 3 $\frac{1}{2}$ " - with stainless steel basket



Leonardo sink | Gun Metal 1013 666

AISI 304 Stainless steel - PVD Gun Metal finish
Thickness: 16 Gauge
Inset: Undermount
Dimensions: 19 $\frac{11}{16}$ " x 19 $\frac{5}{16}$ "
Bowl: 18 $\frac{3}{16}$ " x 15 $\frac{3}{4}$ "
Cut out: 18 $\frac{3}{16}$ " x 17 $\frac{13}{16}$ "
Waste fitting: 3 $\frac{1}{2}$ " - with stainless steel PVD basket



Leonardo sink | Gold 1013 669

AISI 304 Stainless steel - PVD Gold finish
Thickness: 16 Gauge
Inset: Undermount
Dimensions: 19 $\frac{11}{16}$ " x 19 $\frac{5}{16}$ "
Bowl: 18 $\frac{3}{16}$ " x 15 $\frac{3}{4}$ "
Cut out: 18 $\frac{3}{16}$ " x 17 $\frac{13}{16}$ "
Waste fitting: 3 $\frac{1}{2}$ " - with stainless steel PVD basket

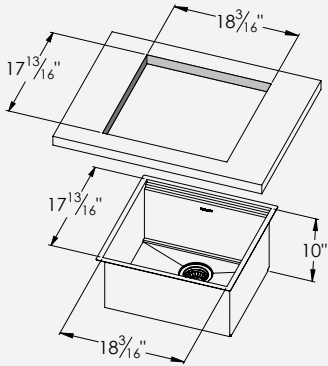


Leonardo sink | Copper 1013 668

AISI 304 Stainless steel - PVD Copper finish
Thickness: 16 Gauge
Inset: Undermount
Dimensions: 19 $\frac{11}{16}$ " x 19 $\frac{5}{16}$ "
Bowl: 18 $\frac{3}{16}$ " x 15 $\frac{3}{4}$ "
Cut out: 18 $\frac{3}{16}$ " x 17 $\frac{13}{16}$ "
Waste fitting: 3 $\frac{1}{2}$ " - with stainless steel PVD basket

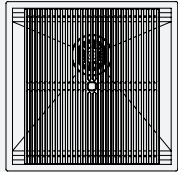


UM

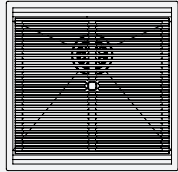


BLACK GRIDS CONFIGURATIONS

ACCESSORIES



edge positioning



bottom positioning


B0	B1	B2	B5	B7	B8
L3	M6	N3	O2	P2	P3
T2	Z2				

Foster

CANOVA







P3 8100 605
Black grid



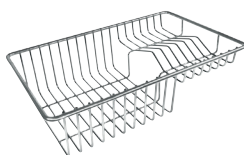
C0 8100 030**
Knives-holder



C1 1773 723**
Bottle-holder



N7 8644 102
Twin HDPE chopping board



T2 8100 303*
Stainless steel dishes holder



Z2 8151 000*
Stainless steel colander



P2 8159 101*
grating kit complete with ring
support and food collection tray

**Only to be matched with 8100 605
* Only to be matched with 8644 102

**Canova sink
1340 660**

AISI 304 Stainless steel - Satin finish
Thickness: 16 Gauge
Inset: Undermount
Dimensions: 37 1/2" x 19 1/2"
Bowl: 36" x 16 15/16"
Cut out: 36" x 18"
Waste fitting: 3 1/2" - with stainless steel basket



**Canova sink
1339 660**

AISI 304 Stainless steel - Satin finish
Thickness: 16 Gauge
Inset: Undermount
Dimensions: 34 1/2" x 19 1/2"
Bowl: 33" x 16 15/16"
Cut out: 33" x 18"
Waste fitting: 3 1/2" - with stainless steel basket



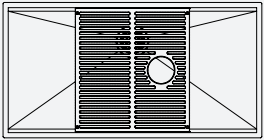
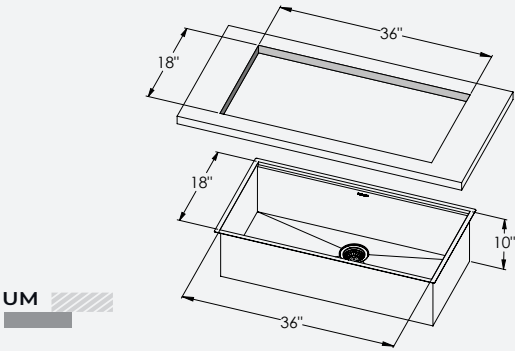
**Canova sink
1337 660**

AISI 304 Stainless steel - Satin finish
Thickness: 16 Gauge
Inset: Undermount
Dimensions: 31 1/2" x 19 1/2"
Bowl: 30" x 16 15/16"
Cut out: 30" x 18"
Waste fitting: 3 1/2" - with stainless steel basket

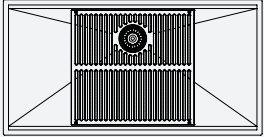


BLACK GRIDS CONFIGURATIONS

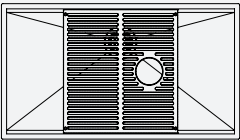
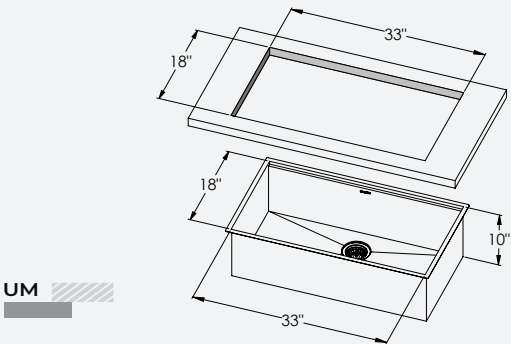
ACCESSORIES




edge positioning



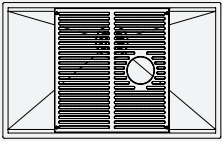
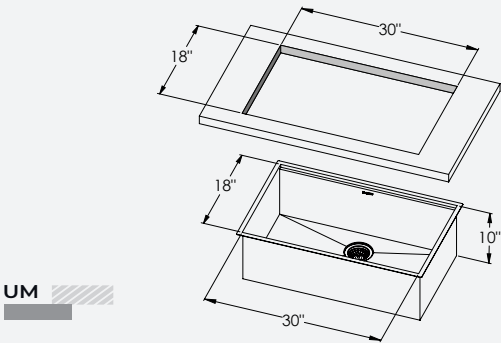
bottom positioning



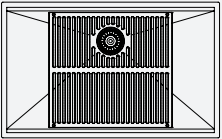
edge positioning



bottom positioning



edge positioning



bottom positioning



**Canova sink
1338 660**

AISI 304 Stainless steel - Satin finish
Thickness: 16 Gauge
Inset: Undermount
Dimensions: 25 1/2" x 19 1/2"
Bowl: 24" x 16 15/16"
Cut out: 24" x 18"
Waste fitting: 3 1/2" - with stainless steel basket



**Canova sink
1336 660**

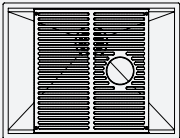
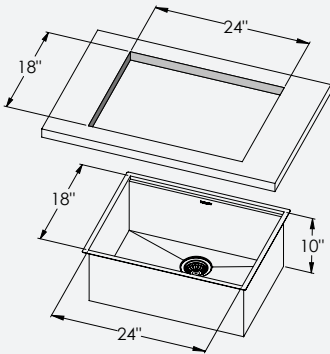
AISI 304 Stainless steel - Satin finish
Thickness: 16 Gauge
Inset: Undermount
Dimensions: 19 1/2" x 18 1/2"
Bowl: 17" x 16 15/16"
Cut out: 17" x 18"
Waste fitting: 3 1/2" - with stainless steel basket



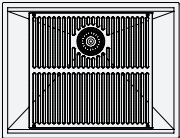
BLACK GRIDS CONFIGURATIONS

ACCESSORIES

UM



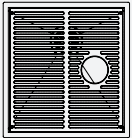
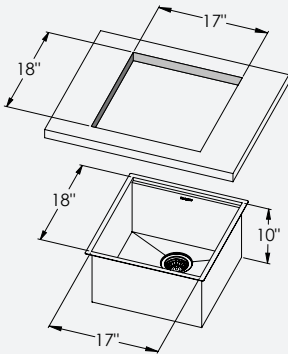
edge positioning



bottom positioning

C0 C1 N7 P2 P3 T2
Z2

UM




edge positioning

C0 C1 N7 P2 P3 T2
Z2

PHANTOM BASE







THE BI MATERIAL SINK

SEAMLESS NATURAL OR SYNTHETIC STONE
SINK SOLUTION THAT COMBINES LOOKS AND
FUNCTIONALITY

Phantom is Foster's innovative proposal to integrate stainless steel sinks into worktops of different materials.

Phantom is specifically aimed at stone fabricators, to offer an innovative and high-value solution to integrate their proposals.

The Phantom BASE line lends itself to custom design to integrate with the finest surfaces and achieve the ultimate in aesthetics.

Phantom BASE: the sinks' bottom is the perfect solution to benefit of all the perks of steel also with sinks made out of slabs.



Phantom BASE is the perfect solution for coupling with sinks made of marble slabs or Solid surface. The great practicality of stainless steel can now be matched with the wide colour and materials' selection, and to the elegance of perfectly squared shapes typical of these materials.

The Phantom BASE sink' bottoms are specifically engineered to be coupled with sinks made out of slabs. The perimetric trough makes for a simple and perfect installation

The steel bottom Phantom BASE solves the problem of water draining of slab sinks, because the slope built into the moulded bottom ensures perfect draining

The radius and sloped profile of Phantom BASE guarantee great practicality and hygiene in everyday cleaning

**Phantom BASE
5530 900**

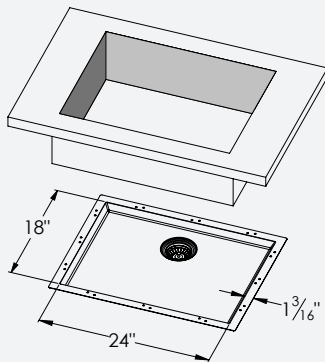
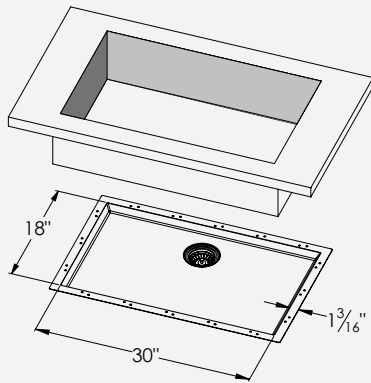
AISI 304 Stainless steel - Satin finish
Thickness: 16 Gauge
Dimensions: 32 ³/₈" x 20 ³/₈"
Bottom: 30" x 18"
Waste fitting: 3 ¹/₂" - with stainless steel basket



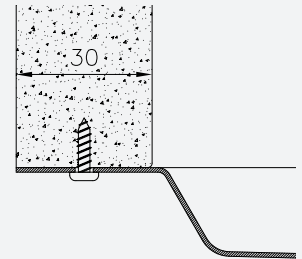
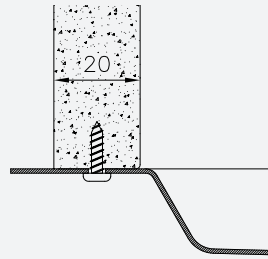
**Phantom BASE
5524 900**

AISI 304 Stainless steel - Satin finish
Thickness: 16 Gauge
Dimensions: 26 ³/₈" x 20 ³/₈"
Bottom: 24" x 18"
Waste fitting: 3 ¹/₂" - with stainless steel basket





TOP THICKNESS



Foster

ARMORED









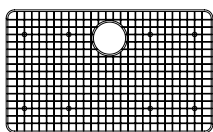
1 8644 034
Twin Iroko chopping board



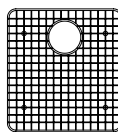
T 8100 154*
Stainless steel dishes holder



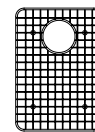
Z 8154 000*
Stainless steel colander



4 8100 403
Grid



3 8100 402
Grid




2 8100 401
Grid

* Only to be matched with 8644 034

Armored sink 1231 660

AISI 304 Stainless steel - Satin finish
Thickness: 16 Gauge
Inset: Undermount
Dimensions: 37 1/4" x 19 1/2"
2 bowls: 17" x 18"
Cut-out: 35 1/4" x 18"
Waste fitting: 3 1/2" - with stainless steel basket



Armored sink 1237 660

AISI 304 Stainless steel - Satin finish
Thickness: 16 Gauge
Inset: Undermount
Dimensions: 32" x 20"
Bowl: 30" x 18"
Cut-out: 30" x 18"
Waste fitting: 3 1/2" - with stainless steel basket



Armored sink | Vintage finish 1237 680

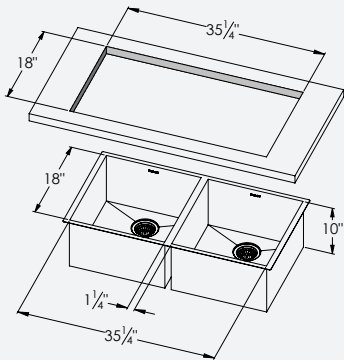
AISI 304 Stainless steel - Vintage finish
Thickness: 16 Gauge
Inset: Undermount
Dimensions: 32" x 20"
Bowl: 30" x 18"
Cut-out: 30" x 18"
Waste fitting: 3 1/2" - with stainless steel basket

VINTAGE finish



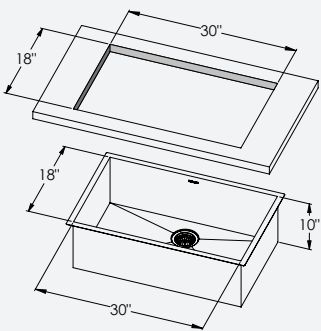
ACCESSORIES

UM



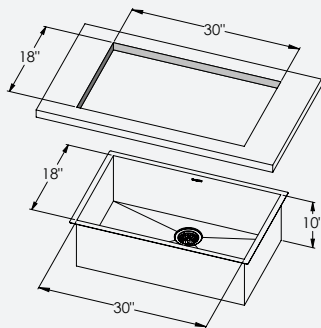
1 3 T Z

UM



1 4 T Z

UM



1 4 T Z

Armored sink 1238 660

AISI 304 Stainless steel - Satin finish
 Thickness: 16 Gauge
 Inset: Undermount
 Dimensions: 26" x 20"
 Bowl: 24" x 18"
 Cut-out: 24" x 18"
 Waste fitting: 3 1/2" - with stainless steel basket



Armored sink 1236 660

AISI 304 Stainless steel - Satin finish
 Thickness: 16 Gauge
 Inset: Undermount
 Dimensions: 19" x 19 1/2"
 Bowl: 17" x 18"
 Cut-out: 17" x 18"
 Waste fitting: 3 1/2" - with stainless steel basket



Armored sink 1235 660

AISI 304 Stainless steel - Satin finish
 Thickness: 16 Gauge
 Inset: Undermount
 Dimensions: 15" x 19 1/2"
 Bowl: 13" x 18"
 Cut-out: 13" x 18"
 Waste fitting: 3 1/2" with stainless steel basket



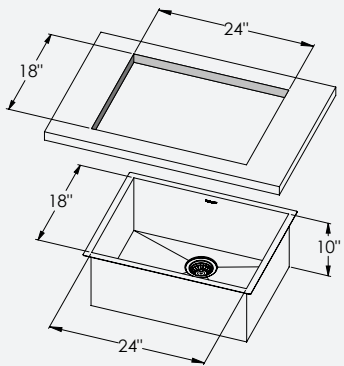
Armored sink 1234 660

AISI 304 Stainless steel - Satin finish
 Thickness: 16 Gauge
 Inset: Undermount
 Dimensions: 11" x 19 1/2"
 Bowl: 9" x 18"
 Cut-out: 9" x 18"
 Waste fitting: 3 1/2" with stainless steel basket



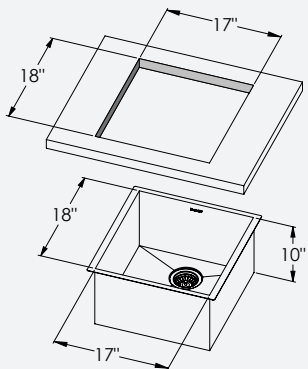
ACCESSORIES

UM



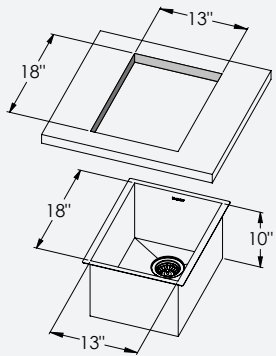
1 3 T Z

UM



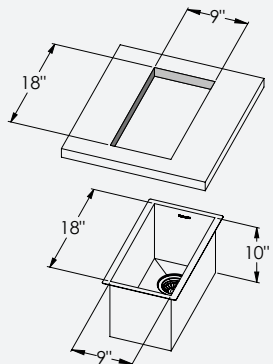
1 3 T Z

UM



1 2 T Z

UM



1 2 T Z

Foster

MICHELANGELO





Minimalist but original design with perfectly squared and diamond-shaped bottom that allows perfect flow of water.





M4 8656 001
Sliding Iroko chopping board



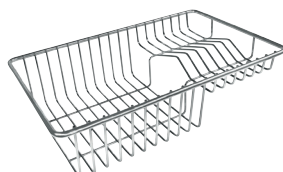
N4 8644 100
Twin HDPE chopping board



P2 8159 101*
grating kit complete with ring support and food collection tray



Z2 8151 000*
Stainless steel colander



T2 8100 303*
Stainless steel dishes holder

* Only to be matched with 8644 100

**Michelangelo sink
1415 660**

AISI 304 Stainless steel - Satin finish
Thickness: 16 Gauge
Inset: Undermount
Dimensions: 34 5/16" x 17 11/16"
Bowl: 30" x 15 6/8"
Cut-out: 33 1/8" x 16 9/16"
Waste fitting: 3 1/2" with stainless steel basket



**Michelangelo sink
1418 660**

AISI 304 Stainless steel - Satin finish
Thickness: 16 Gauge
Inset: Undermount
Dimensions: 31 3/16" x 17 11/16"
Bowl: 26 7/8" x 15 3/4"
Cut-out: 30" x 16 9/16"
Waste fitting: 3 1/2" with stainless steel basket

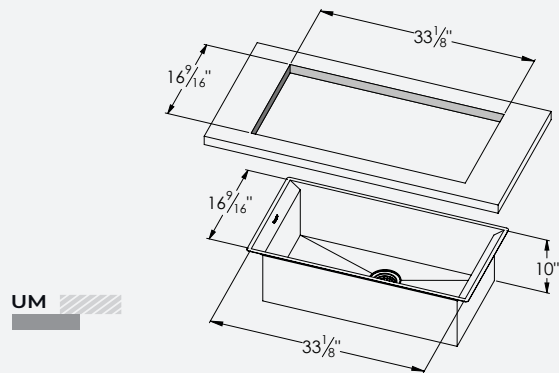


**Michelangelo sink
1416 660**

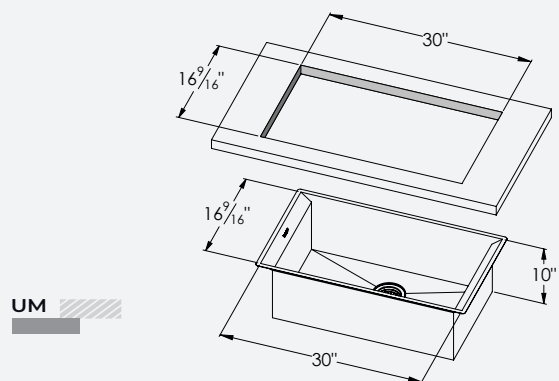
AISI 304 Stainless steel - Satin finish
Thickness: 16 Gauge
Inset: Undermount
Dimensions: 34 5/16" x 17 11/16"
Bowl: 18" x 15 3/4"
Cut-out: 21 1/8" x 16 9/16"
Waste fitting: 3 1/2" with stainless steel basket



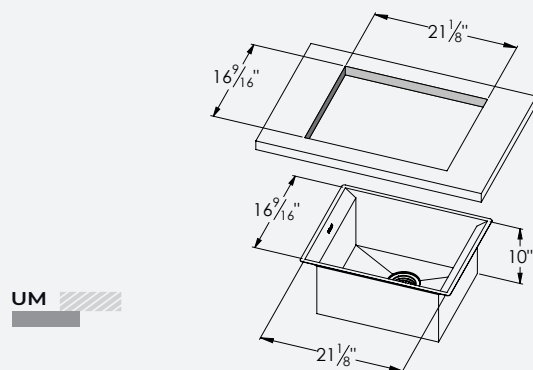
ACCESSORIES



M4 N4 P2 T2 Z2



M4 N4 P2 T2 Z2



M4 N4 P2 T2 Z2

Foster

KE





L4 8631 300
Glass chopping board



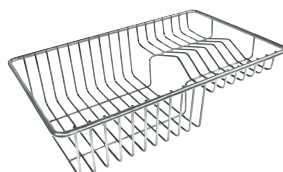
N3 8644 101
Twin HDPE chopping board



P2 8159 101*
grating kit complete with ring support and food collection tray



Z2 8151 000*
Stainless steel colander



T2 8100 303*
Stainless steel dishes holder



O2 8153 100
White bowl

*Only to be matched with 8644 101

**KE sink
2157 863**

AISI 304 Stainless steel | Brushed finish
Thickness: 18 Gauge
Inset: Undermount
Dimensions: 29 1/2" x 17 5/16"
Bowl: 27 15/16" x 15 3/4"
Cut out: 27 15/16" x 15 3/4"
Waste fitting: 3 1/2" - with stainless steel basket



**KE sink | Gun Metal
2157 866**

AISI 304 Stainless steel - PVD Gun metal
Brushed finish
Thickness: 18 Gauge
Inset: Undermount
Dimensions: 29 1/2" x 17 5/16"
Bowl: 27 15/16" x 15 3/4"
Cut out: 27 15/16" x 15 3/4"
Waste fitting: 3 1/2" - with stainless steel PVD basket



**KE sink | Gold
2157 869**

AISI 304 Stainless steel - PVD Gold
Brushed finish
Thickness: 18 Gauge
Inset: Undermount
Dimensions: 29 1/2" x 17 5/16"
Bowl: 27 15/16" x 15 3/4"
Cut out: 27 15/16" x 15 3/4"
Waste fitting: 3 1/2" - with stainless steel PVD basket



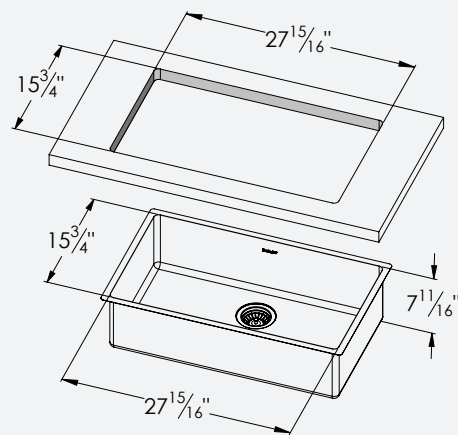
**KE sink | Copper
2157 868**

AISI 304 Stainless steel - PVD Copper
Brushed finish
Thickness: 18 Gauge
Inset: Undermount
Dimensions: 29 1/2" x 17 5/16"
Bowl: 27 15/16" x 15 3/4"
Cut out: 27 15/16" x 15 3/4"
Waste fitting: 3 1/2" - with stainless steel PVD basket



ACCESSORIES

UM



O2	L4	N3	P2	T2	Z2
----	----	----	----	----	----

Foster

MILANO WASH STATION

3153 900

Dimensions: 47 7/8" x 27" x 10"

Cut out: 25 13/16" x 43 22/32"

AISI 304 Stainless steel

Satin finish

Sink specifications

Bowl: 30"x 15 6/8"

Waste fitting: 3 1/2" with stainless
steel basket

Three tap holes



ACCESSORIES

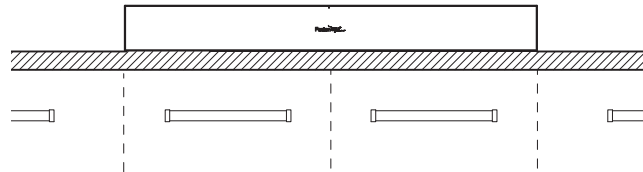
M4

N4

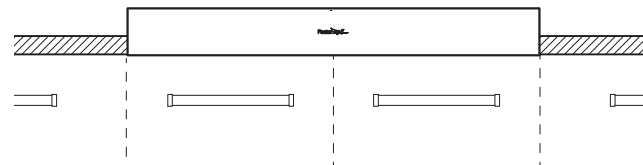
P2

T2

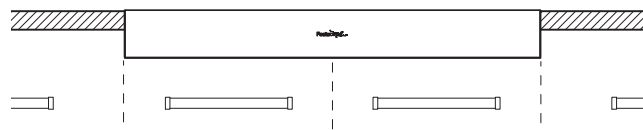
Z2



1. Sit-up installation on the worktop



2. Sit-up installation on the cabinets and protruding over the worktop



3. Built-in installation flush with the worktop

Foster

RANGE





Foster

MILANO FREE-STANDING WASHING CENTER

7153 900

Dimensions: 47 7/8" x 27" x 35 53/64"

AISI 304 Stainless steel

Satin finish

Sink specifications

Bowl: 30"x 15 6/8"

Waste fitting: 3 1/2" with stainless
steel basket

Three tap holes





ACCESSORIES

4B

M4

N4

P2

T2

Z2



FAUCETS

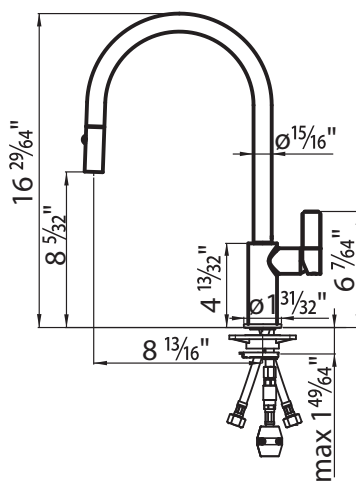


Capri | Gun Metal

8467 605 Polished PVD Gun Metal finish

Single lever faucet with rotating barrel and extractable double jet shower

Hole for tap's building-in: $\varnothing 1 \frac{3}{8}$ "
 Built-in base: $\varnothing 1 \frac{31}{32}$ "
 Rotating angle: 180°
 Ceramic disc cartridge
 Max worktop thickness: $1 \frac{49}{64}$ "
 Rear encumbrance of control leverage: $\frac{3}{8}$ "
 Strengthening plate included

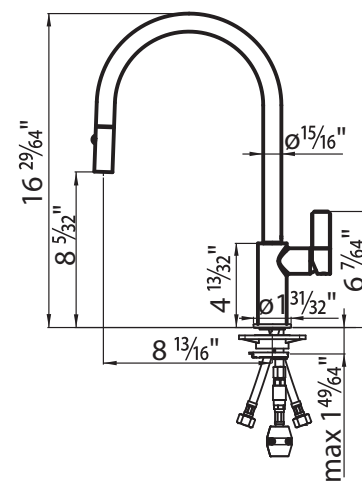


Capri | Gold

8467 905 Polished PVD Gold finish

Single lever faucet with rotating barrel and extractable double jet shower

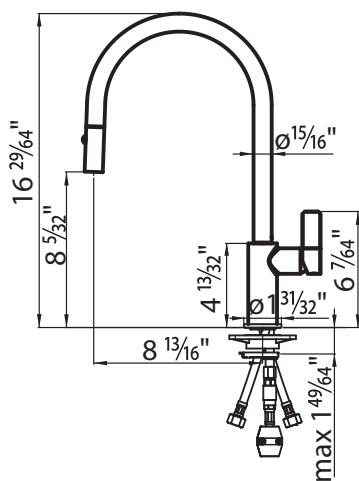
Hole for tap's building-in: $\varnothing 1 \frac{3}{8}$ "
 Built-in base: $\varnothing 1 \frac{31}{32}$ "
 Rotating angle: 180°
 Ceramic disc cartridge
 Max worktop thickness: $1 \frac{49}{64}$ "
 Rear encumbrance of control leverage: $\frac{3}{8}$ "
 Strengthening plate included



**Capri | Copper****8467 805** Polished PVD Copper finish

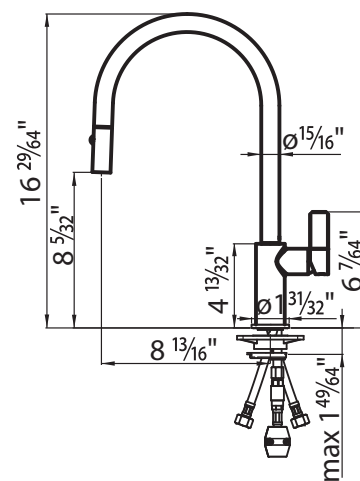
Single lever faucet with rotating barrel
and extractable double jet shower

Hole for tap's building-in: $\varnothing 1 \frac{3}{8}$ "
Built-in base: $\varnothing 1 \frac{31}{32}$ "
Rotating angle: 180°
Ceramic disc cartridge
Max worktop thickness: $1 \frac{49}{64}$ "
Rear encumbrance of control leverage: $\frac{3}{8}$ "
Strengthening plate included

**Capri****8467 005** Polished finish

Single lever faucet with rotating barrel
and extractable double jet shower

Hole for tap's building-in: $\varnothing 1 \frac{3}{8}$ "
Built-in base: $\varnothing 1 \frac{31}{32}$ "
Rotating angle: 180°
Ceramic disc cartridge
Max worktop thickness: $1 \frac{49}{64}$ "
Rear encumbrance of control leverage: $\frac{3}{8}$ "
Strengthening plate included



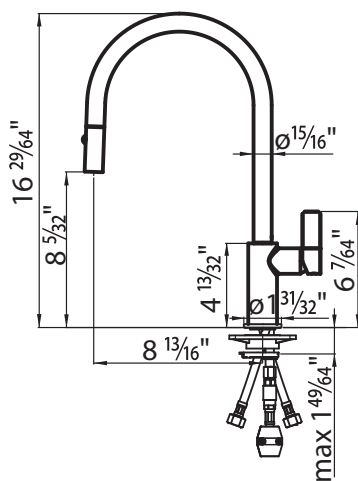


Capri

8467 105 Satin finish

Single lever faucet with rotating barrel and extractable double jet shower

Hole for tap's building-in: $\varnothing 1 \frac{3}{8}$ "
 Built-in base: $\varnothing 1 \frac{31}{32}$ "
 Rotating angle: 180°
 Ceramic disc cartridge
 Max worktop thickness: $1 \frac{49}{64}$ "
 Rear encumbrance of control leverage: $\frac{3}{8}$ "
 Strengthening plate included

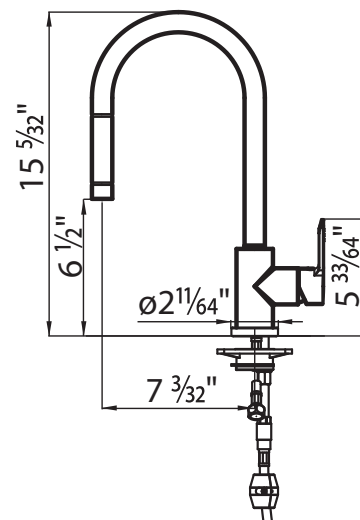


Volcano

8467 015 Polished finish

Single lever faucet with rotating barrel and extractable double jet shower

Hole for tap's building-in: $\varnothing 1 \frac{3}{8}$ "
 Built-in base: $\varnothing 2 \frac{11}{64}$ "
 Rotating angle: 160°
 Ceramic disc cartridge
 Max worktop thickness: $2 \frac{2}{16}$ "
 Rear encumbrance of control leverage: $\frac{1}{16}$ "
 Strengthening plate included

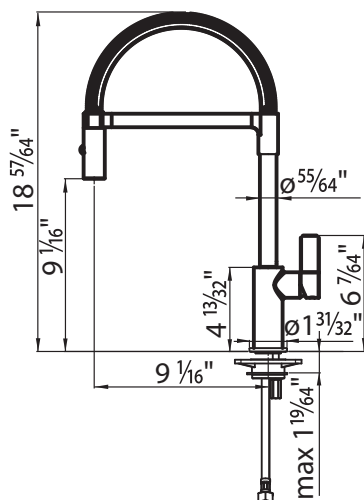




Salina
8487 105 Satin finish

Single lever faucet with rotating barrel
and flexible double jet shower

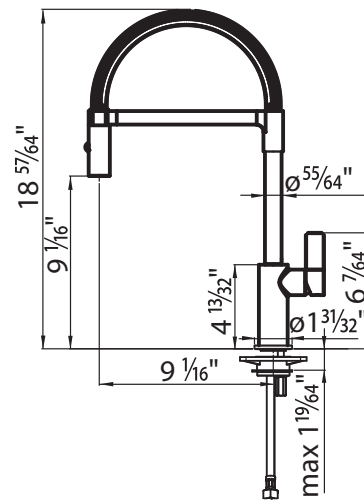
Hole for tap's building-in: $\varnothing 1 \frac{3}{8}$ "
Built-in base: $\varnothing 1 \frac{31}{32}$ "
Rotating angle: 360°
Ceramic disc cartridge
Max worktop thickness: $1 \frac{19}{64}$ "
Rear encumbrance of control leverage: $\frac{3}{8}$ "
Strengthening plate included



Salina
8487 005 Polished finish

Single lever faucet with rotating barrel
and flexible double jet shower

Hole for tap's building-in: $\varnothing 1 \frac{3}{8}$ "
Built-in base: $\varnothing 1 \frac{31}{32}$ "
Rotating angle: 360°
Ceramic disc cartridge
Max worktop thickness: $1 \frac{19}{64}$ "
Rear encumbrance of control leverage: $\frac{3}{8}$ "
Strengthening plate included



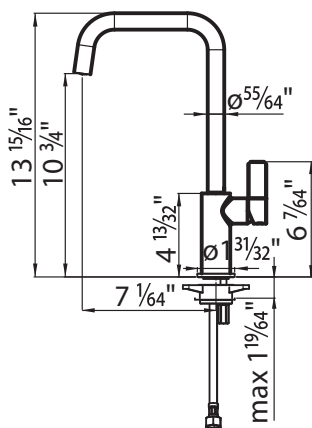


Sicilia

8485 005 Polished finish

Single lever faucet with rotating barrel

Hole for tap's building-in: $\varnothing 1 \frac{3}{8}$ "
 Built-in base: $\varnothing 1 \frac{31}{32}$ "
 Rotating angle: 360°
 Ceramic disc cartridge
 Max worktop thickness: $1 \frac{19}{64}$ "
 Rear encumbrance of control leverage: $\frac{3}{8}$ "
 Strengthening plate included

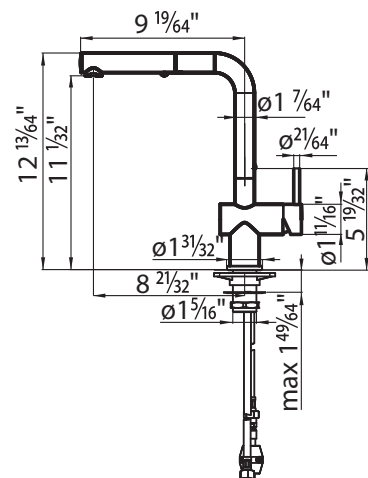


Ponza

8497 025 Polished finish

Single lever faucet with rotating barrel and extractable double jet shower

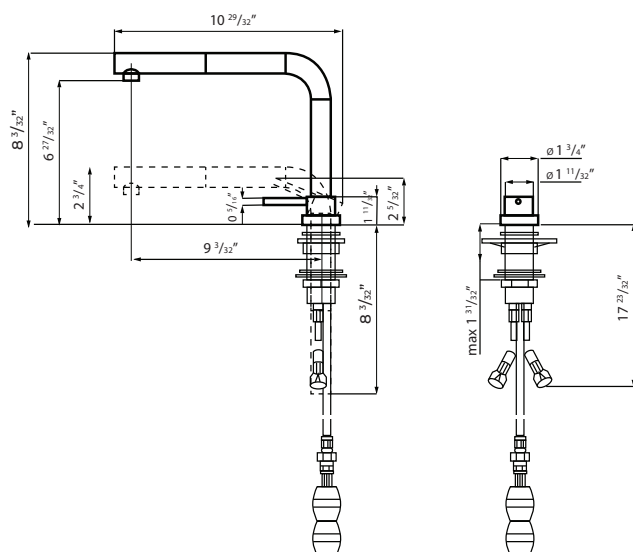
Hole for tap's building-in: $\varnothing 1 \frac{3}{8}$ "
 Built-in base: $\varnothing 1 \frac{31}{32}$ "
 Rotating angle: 360°
 Ceramic disc cartridge
 Max worktop thickness: $1 \frac{49}{64}$ "
 Strengthening plate included



**Stromboli****8471 005** Polished finish

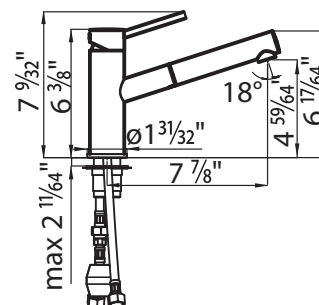
Single lever faucet with rotating barrel
and extractable head and remote control

Hole for tap's building-in: $\varnothing 1 \frac{3}{8}$ "
Built-in base: $\varnothing 2 \frac{11}{64}$ "
Rotating angle: 360°
Ceramic disc cartridge

**Elba****8466 015** Polished finish

Single lever faucet with rotating barrel
and extractable head

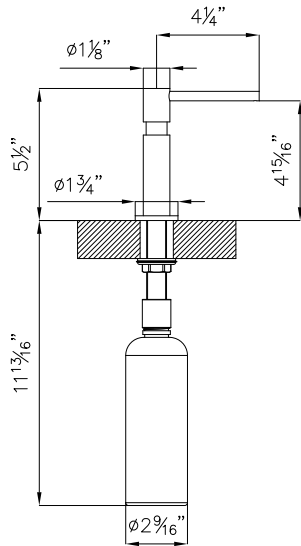
Hole for tap's building-in: $\varnothing 1 \frac{3}{8}$ "
Built-in base: $\varnothing 1 \frac{31}{32}$ "
Rotating angle: 140°
Ceramic disc cartridge
Max worktop thickness: $2 \frac{11}{64}$ "
Rear encumbrance of control leverage: $\frac{1}{4}$ "





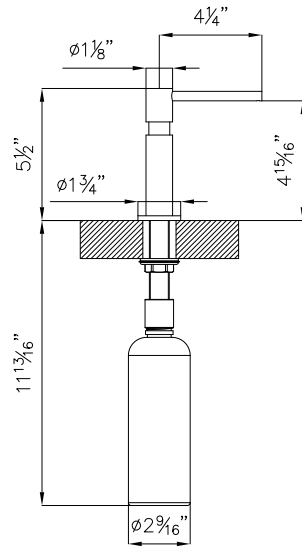
Dispenser EVO
8520 010 Polished finish

Built-in liquid
soap | detergent dispenser
Polished finish
Cut out $\varnothing 1\frac{3}{8}$ "



Dispenser EVO | Gun Metal
8520 856 Polished PVD Gun Metal finish

Built-in liquid
soap | detergent dispenser
Polished finish
Cut out $\varnothing 1\frac{3}{8}$ "





Dispenser EVO
8520 100 Satin finish

Built-in liquid
soap | detergent dispenser
Satin finish
Cut out Ø 1 3/8"

STAINLESS STEEL WORKTOPS



TAILOR MADE

Tailor-made worktop solutions have always been a distinctive feature of Foster. Each custom-made worktop is a unique artifact, thanks to variations and combinations of different surface finishes, structural reinforcement alternatives and a full range of weldable sinks and hobs. The worktops shown on this catalogue are standard and available upon request. For any other worktop layout or configuration, please contact us and we will be happy to verify feasibility and make an offer.

FOSTER FINISHES




The stainless steel finish is the real trademark of Foster. A distinctive element which couples aesthetics and functionality, and underscores a continuous research for the best ergonomics and practicality of use.

The surface has a brilliant satin look. The very low superficial ruggedness makes it very easy to clean. It's a perfect match with all the Foster built-in products.

Standard finish obtained by brushing, it's the most common among the uniform finishes.

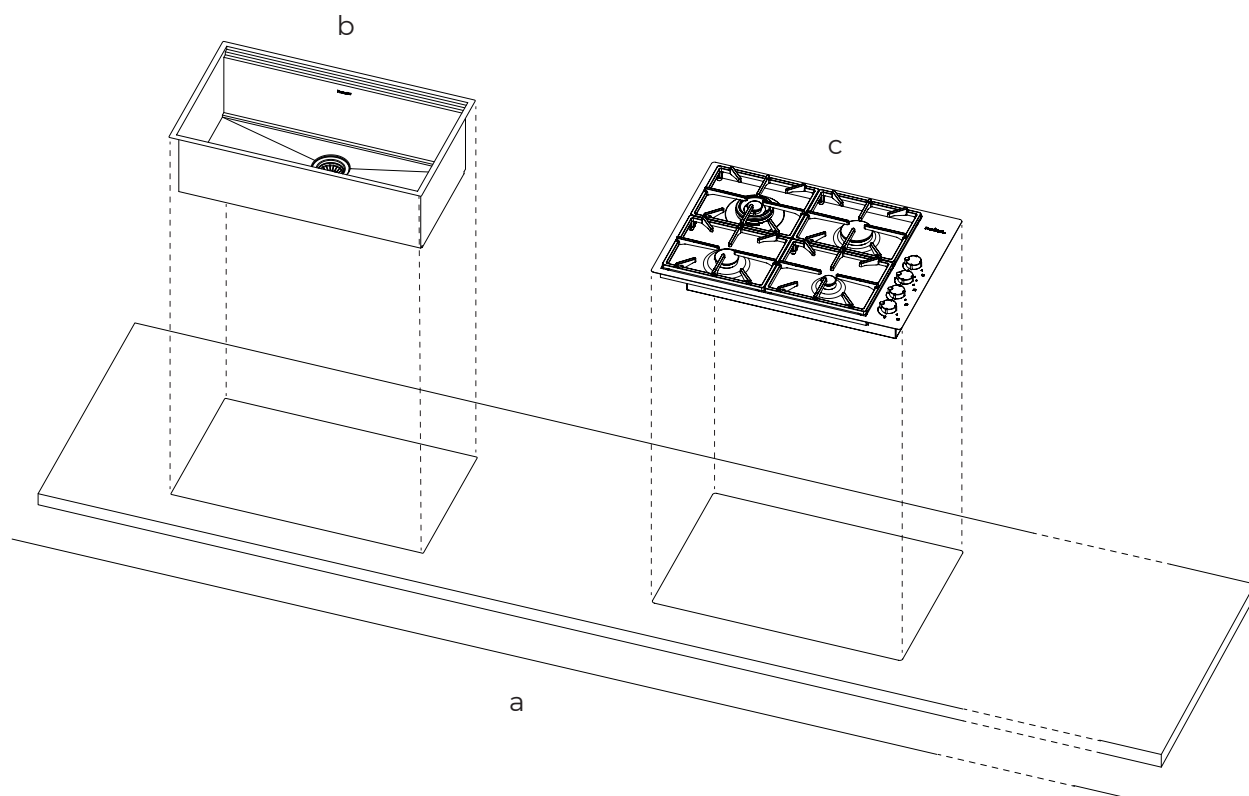
Matt finish, obtained by a distinctive irregular finish which gives a "used" look to the surface. It can be partially obtained also on washing and cooking areas.

Matt and irregular finish, obtained by a complex procedure of mechanical erosion. Very high hardness. It can be partially obtained also on washing and cooking areas.



WORKTOP CUSTOM MADE

The worktops can be realized by welding together our sinks and cooktops, in order to obtain a sole integrated stainless worktop.



a
 custom made worktop
 stainless steel
 (wooden cage included)

b
 1049 950 | HappyHour 46" integrated sink
 1021 660 | Leonardo 30" integrated sink
 1237 660 | Armored 30" integrated sink

c
 7637 900 | Gas cooktop 4 hobs - integrated gas cooktop
 7334 945 | Foster Milano 4Line Induction - FT induction cooktop
 7390 945 | Foster Milano 5Line Induction - FT induction cooktop

COMPLEMENTS



M4 8656 001
Sliding Iroko chopping board



M8 8200 002
Bamboo chopping board



M6 8642 000
Nut chopping board



L3 8644 004
Twin Iroko chopping board



M9 8200 601
Kit bowl with bamboo support



N6 8100 628
kit multi-bowl



C2 8100 623
Kit of 2 steel bowls



B5 8100 625
Kit spices' holders
18 21/32" x 3 15/16"



B0 8100 620
Kit spices' holders
3 15/32" x 17 41/64"



B8 8100 626
kit bottles, cutlery-holders
18 21/32" x 5 33/64"



B1 8100 621
kit bottles, cutlery-holders
5 33/64" x 17 41/64"



B2 8100 622
kit of 3 steel bowls
7 3/32" x 17 41/64"



B7 8100 624
kit of 3 steel bowls
16 39/64" x 7 3/32"



C0 8100 030**
Knives-holder



C1 1773 723**
Bottle-holder



N5 8100 627
Kit multi accessories' frame



L4 8631 300
Crystal chopping board



N3 8644 101
Twin HDPE chopping board



N4 8644 100
Twin HDPE chopping board



P2 8159 101*
Grating kit



02 8153 100
White bowl



Z2 8151 000*
St. steel colander



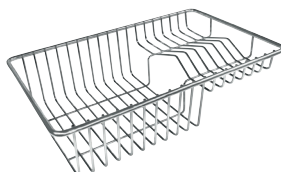
Z 8154 000***
St. steel perforated pan



T0 1778 000
Steel tray



T 8100 154***
St. steel dishes holder




T2 8100 303*
St. steel dishes holder



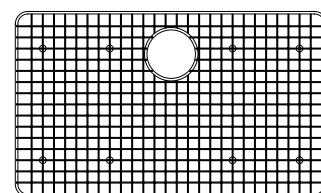
P3 8100 600
Milano black grid



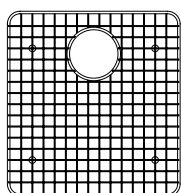
P4 8100 601
Milano black grid



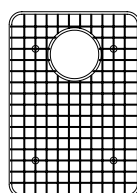
P5 8100 605
Milano black grid



4 8100 403
Stainless steel grid



3 8100 402
Stainless steel grid



2 8100 401
Stainless steel grid



Z4 8000 111
Totem extractable socket-holder



4B 8146 000
4 bin kit separate waste collection



N7 8644 102
Twin HDPE chopping board

**Only to be matched with 8100 605

* Only to be matched with 8644 100 | 8644 101 | 8644 102 | 800 627

***Only to be matched with 8644 004

CODES

Code	Product	Page
1049 950	HappyHour sink 46 5/8"	30
1049 956	HappyHour sink 46 5/8" - PVD Gun Metal	32
1049 958	HappyHour sink 46 5/8" - PVD Copper	32
1049 959	HappyHour sink 46 5/8" - PVD Gold	32
1050 950	HappyHour sink 55"	30
1013 660	Leonardo sink 18 3/16"	42
1013 666	Leonardo sink 18 3/16" - PVD Gun Metal	42
1013 668	Leonardo sink 18 3/16" - PVD Copper	42
1013 669	Leonardo sink 18 3/16" - PVD Gold	42
1014 660	Leonardo sink 31 1/8"	40
1014 666	Leonardo sink 31 1/8" - PVD Gun Metal	40
1014 668	Leonardo sink 31 1/8" - PVD Copper	40
1014 669	Leonardo sink 31 1/8" - PVD Gold	40
1015 660	Leonardo sink 38 1/8"	38
1016 660	Leonardo sink 38 1/8" - 2bowls	38
1017 660	Leonardo sink 36"	38
1021 660	Leonardo sink 30"	38
1336 660	Canova sink 17"	50
1337 660	Canova sink 30"	48
1338 660	Canova sink 24"	50
1339 660	Canova sink 33"	48
1340 660	Canova sink 36"	48
5524 900	Phantom BASE 24"	58
5530 900	Phantom BASE 30"	58
1231 660	Armored sink 35" - 2bowls	64
1234 660	Armored sink 9"	66
1235 660	Armored sink 13"	66
1236 660	Armored sink 17"	66
1237 660	Armored sink 30"	64
1237 680	Armored sink 30" - Vintage finish	64
1238 660	Armored sink 24"	66

HAPPYHOUR

LEONARDO

CANOVA

PHANTOM

ARMORED

Code	Product	Page
1415 660	Michelangelo 33 1/8"	72
1416 660	Michelangelo 21 1/8"	72
1418 660	Michelangelo 30"	72
2157 863	KE sink 27 15/16"	76
2157 866	KE sink 28 15/16" - PVD Gun Metal	76
2157 868	KE sink 28 15/16" - PVD Copper	76
2157 869	KE sink 28 15/16" - PVD Gold	76
3153 900	Rangetop	78
7153 900	Range	82
1021 660	Worktop - Leonardo 30" integrated sink	99
1049 950	Worktop - HappyHour 46" integrated sink	99
1237 660	Worktop - Armored 30" integrated sink	99
7334 945	Worktop - Foster Milano 4Line induction	99
7390 945	Worktop - Foster Milano 5Line induction	99
7637 900	Worktop - Gas cooktop 4hobs	99
8466 015	Elba - Polished fnish	91
8467 005	Capri - Polished finish	87
8467 015	Volcano - Polished fnish	88
8467 105	Capri - Satin finish	88
8467 605	Capri - PVD Gun Metal	86
8467 805	Capri - PVD Copper	87
8467 905	Capri - PVD Gold	86
8471 005	Stromboli - Polished fnish	91
8485 005	Sicilia - Polished fnish	90
8487 005	Salina - Polished finish	89
8487 105	Salina - Satin finish	89
8497 025	Ponza - Polished fnish	90
8520 010	Dispenser EVO - Polished fnish	92
8520 100	Dispenser EVO - Satin fnish	93
8520 856	Dispenser EVO - PVD Gun Metal	92

MICHELANGELO

KE

RANGE

ST. STEEL WORKTOPS

FAUCETS



ALL APPLIANCES COMPLIANT TO CERTIFICATION STANDARDS
FOR US AND CANADA

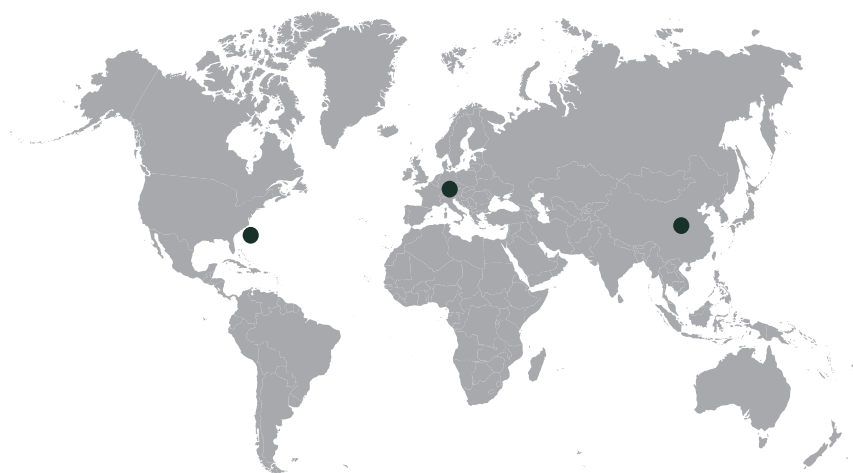
ALL SINKS COMPLIANT TO IAPMO STANDARDS

FOSTER MANAGMENT SYSTEM IS ISO 9001:2015 CERTIFIED
REGISTRATION NUMBER CH-36474



THIS PUBLICATION IS FOR INTERNATIONAL USE. THE FEATURES ARE PURELY GUIDELINE. WE RESERVE THE RIGHT TO MODIFY THEM AT ANY MOMENT WITHOUT NOTICE. THE FOSTER ORGANIZATION WILL BE PLEASED TO PROVIDE FURTHER DETAILS AND UPDATES ABOUT THE PRODUCTS AND SERVICES.

© FOSTER SPA. NOT TO BE REPRODUCED WHOLLY OR IN PART WITHOUT WRITTEN PERMISSION OF FOSTER SPA.



FOSTER GROUP

FOSTER MILANO INC

7300 Biscayne Boulevard - Suite 200
Miami, Florida - 33138
USA

FOSTER SPA

Via M.S. Ottone, 18-20
42041 - Brescello - RE
ITALY

FOSTER SHANGHAI CO. LTD

Rm 1004, Jintie City Plaza North, No. 818
Zhenbei Rd. 200333 Shanghai
CHINA

EKOTEK SRL

Strada Monzambano, 73
46040 Ponti sul Mincio - MN
ITALY

BAUTEK SRL

Strada Monzambano, 73
46040 Ponti sul Mincio - MN
ITALY

FOSTER AFTER SALES AND PARTS SERVICE

7575 E Redfield Rd #129, Scottsdale, AZ 85260
telephone: (844) 639 6001 - fax: (480) 998 7877
email: foster@adcoservice.com

